

# How to Model and Deliver your own Best Practice Processes

Peter Langner  
ADventas Consulting GmbH

# Contents

- Who we are
- Why we model our own Best Practice Processes
- How we solve it with ALM tools
- Why have we decided to use SAP Cloud ALM
- Which parts of SAP Cloud ALM are we using
- How we are delivering SAP Cloud ALM content to the customer

# Who we are

# Our vision at ADventas is to sustainably improve the world and the lives of people.

Therefore, we are focusing on the worldwide trade of raw materials and consumer products, as well as the characteristics of their material planning, calculation and processing.

As industry standards, our best-practice processes as defined for this area help companies digitalize and sustainably improve the disposition of goods and calculation of their trades, as well as their execution.

We are the leading SAP partner company in Global Trade Management (GTM).

# Some ADventas customers who use GTM.

- Weber & Schaer  
(Germany - Rubber)
- Krahn Chemie  
(Germany - Chemical Products)
- Stern Chemie  
(Germany – Food Chemistry)
- Landgard  
(Germany – Flowers & Plants)
- OGL Foodtrade  
(Italy – Fruits & Vegetables)
- Meraxis AG  
(Switzerland - Polymers)
- Wilfried Heinzel  
(Austria – Pulp & Paper)
- Ronald A. Chisholm  
(Canada – Meat & Dairy)

# Why we model our own Best Practice Processes

# Fit-to-Standard – But what, if there is no Standard?

- SAP Activate Method is based on SAP Best Practice Processes. In Fit-to-Standard workshops the Best Practice Processes are presented, and gaps are identified.
- For SAP S/4HANA 2023 543 best practice processes are delivered
- They do not cover all the S/4HANA functionalities
- Especially the processes for Global Trade Management (GTM) are missing

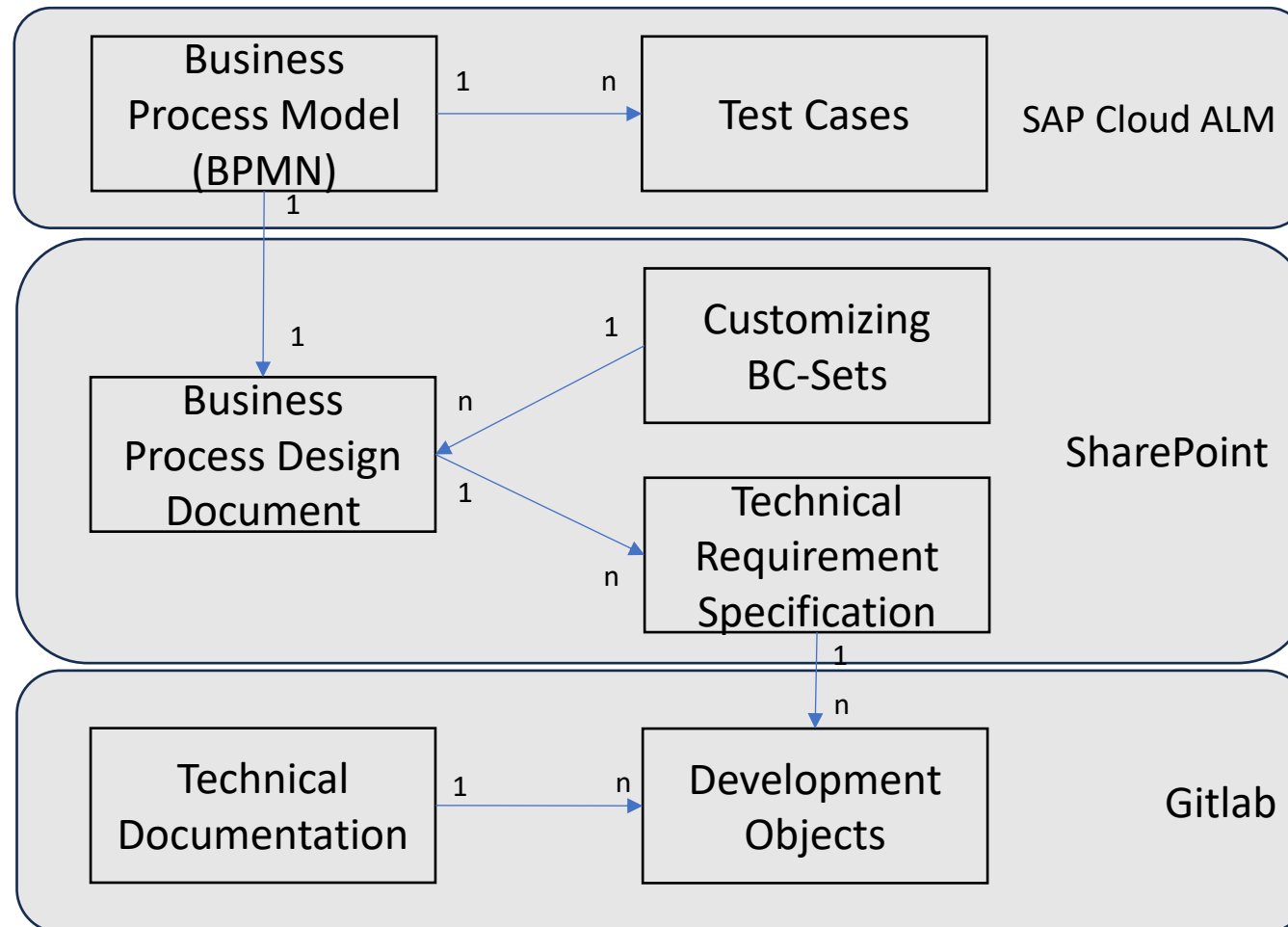
# ADventas GTM Activate complements the SAP Activate method with regards to GTM.

- GTM Best Practice processes are not those that are delivered in the SAP standard, but those that have proven themselves in practice.
- ADventas GTM Activate complements the SAP Activate method with process descriptions, customizing and software that are necessary for a fast and reliable implementation of SAP Global Trade Management
- Required processes can be adapted to the customer's requirements.
- Processes that are not needed can be activated later in the event of business expansion e.g., due to acquisitions.
- With the ADventas GTM Best Practice Add-on you reduce implementation time and effort.



# How we solve it with ALM tools

# We use three different Tools to model and maintain our Best Practice Processes.



# In Solution Manager the Process Hierarchy was in Focus

The screenshot displays the SAP Solution Manager interface for 'ADventas - Design'. The breadcrumb navigation path is: Solution > Business Processes > Modular Processes > GT Global Trade Management > GT.10 Purchase > GT.10.10 Purchase to Stock. The main area shows a tree view of the process hierarchy, with 'GT.10.10 Purchase to Stock' selected. The right-hand pane provides details for this process, including its name, description, type, and various tabs like Classifications, History, and Responsibilities.

**GT.10.10 Purchase to Stock**

Name: GT.10.10 Purchase to Stock  
 Description:  
 Type: Process

**Classifications**

Site:  
 Country/... :  
 Activity:  
 Process ... :

**History**

Changed ...: Christopher O'Donnell (CODONNELL)  
 Changed At: 05.04.2022 10:52:01

**Responsibilities**

Responsi... : Paul Offner / 22359 Hamburg (151)

**Related Documents**

Incidents: 0 assigned

**Elements of 'GT.10.10 Purchase to Stock'**

Group	Type	Name	Object	Test...	Path
<input type="checkbox"/> Diagrams	Process Diagram	GT.10.10 Purchase to Stock			/Solution/Business Processes/Modular Processes/GT Global Trade Management/GT.10 Purchase/GT.10.10 Purchase to St...
<input type="checkbox"/> Documentation	Document URL	GT.10.10 Purchase to Stock			/Solution/Business Processes/Modular Processes/GT Global Trade Management/GT.10 Purchase/GT.10.10 Purchase to St...
<input type="checkbox"/> Documentation	Document URL	GT.10.10 Purchase to Stock			/Solution/Business Processes/Modular Processes/GT Global Trade Management/GT.10 Purchase/GT.10.10 Purchase to St...
<input type="checkbox"/> Process Links	Process <Link>	GT.10.60 Stock Adjustments			/Solution/Business Processes/Modular Processes/GT Global Trade Management/GT.10 Purchase/GT.10.10 Purchase to St...

# In SAP Cloud ALM the Processes (Scope Item) is in Focus.

< **SAP** Processes ▾ SAP Cloud ALM 🔍 🗨️ 📧 🧑‍🔧 📢 PL

**Open Solution Processes** ▾ Manage Scopes Process Hierarchy Authoring Analytics

Filtered by (2): Project, Status

**Solution Processes (26)** Edit Scope ↓↑ ⌂ ⚙️

Title	Scope	Status	Process Hierarchy Node	Business Process (Variant)	Country/Region
<b>GT.10.10 Purchase to Stock</b> Custom	Implementing GTM with S/4HANA 2022	Design	GT.10 Purchase	GT.10.10 Purchase to Stock	Generic >
<b>GT.10.15 Purchase to Stock with Down Payment</b> Custom	Implementing GTM with S/4HANA 2022	Design	GT.10 Purchase	GT.10.15 Purchase to Stock with Down Payment	Generic >
<b>GT.10.20 Stock Transport Plant to Plant</b> Custom	Implementing GTM with S/4HANA 2022	Design	GT.10 Purchase	GT.10.20 Stock Transport Plant to Plant	Generic >
<b>GT.10.40 Subcontracting</b>					

# Why have we decided to use SAP Cloud ALM

# SAP Cloud ALM less complex and cheaper in operations than Solution Manager

## Solution Manager

- No License Costs
- Hosting Costs
- Upgrade Costs

## SAP Cloud ALM

- No License Cost
- No Hosting Costs for small usage
- No Upgrade Costs
- No License Costs for a small usage of Tricentis test automation

Which parts of SAP Cloud ALM are we using

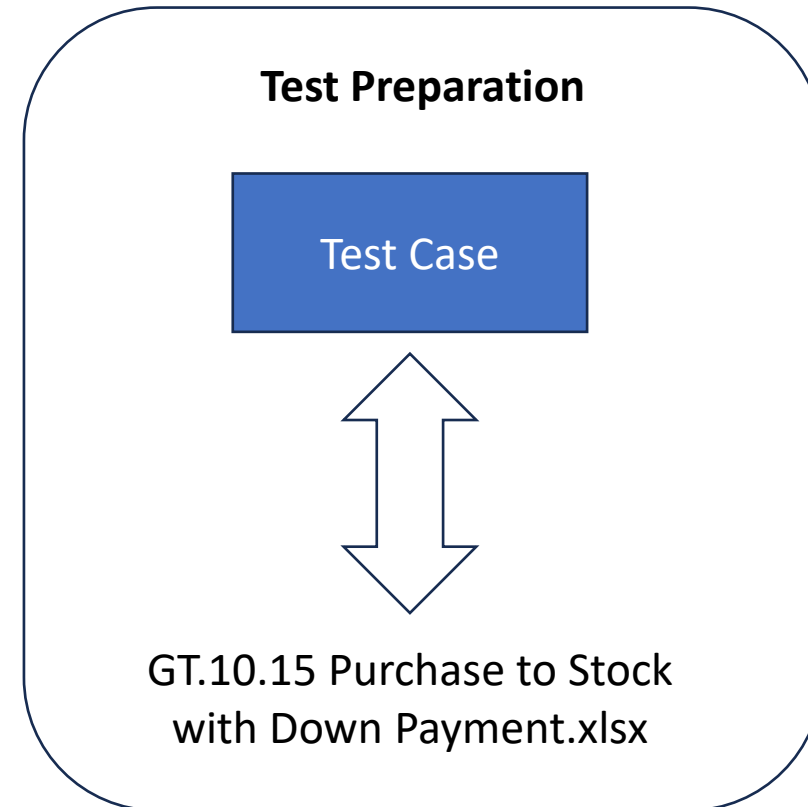
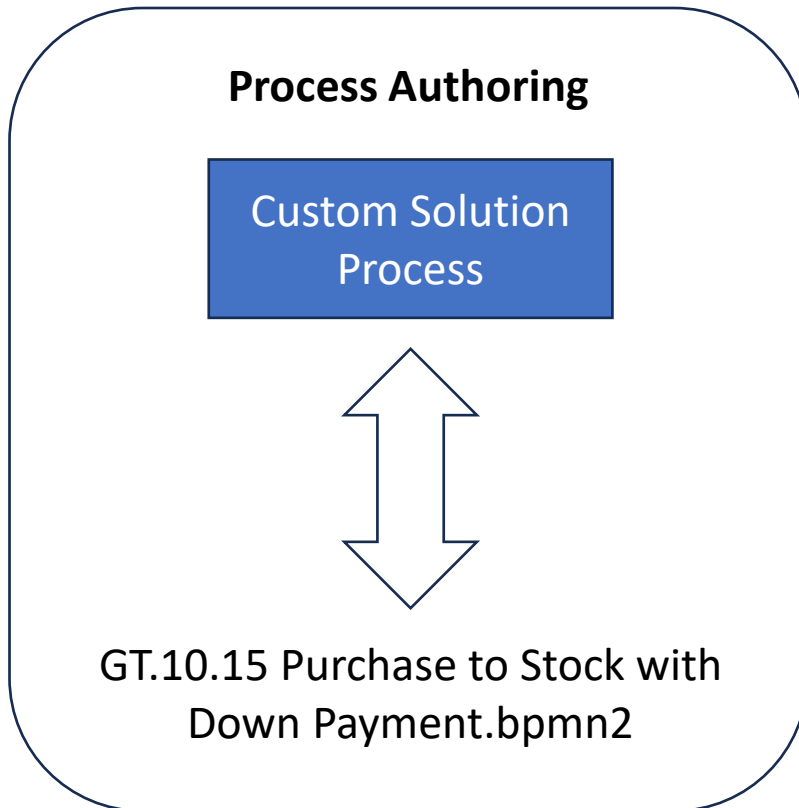
# We are using the tools to model and test our business processes.

The screenshot shows the SAP Cloud ALM Implementation dashboard. The top navigation bar includes the SAP logo, 'Home', 'SAP Cloud ALM', and utility icons. The main navigation menu lists 'My Home', 'Implementation', 'Transformation', 'Operations', 'Service', and 'Administration'. The 'Implementation' section is active, displaying a 'Design, Build, Test, Deploy' workflow. The dashboard features several tiles: Overview, Tasks, Quality Gates, Processes, Process Authoring, Requirements, Documents, Test Preparation, Test Plans, Test Execution, Defects, and Features. The 'Processes', 'Process Authoring', 'Test Execution', and 'Defects' tiles are highlighted with red rounded rectangles. At the bottom, there are two links to SAP Help Portal articles: 'How to Run Fit-to-Standard Workshops' and 'How to Prepare Test Cases'.



# How we are delivering SAP Cloud ALM content to the customer

# The content is delivered via download upload to the customer.



# Thank you for your attention

ADventas Consulting GmbH  
Peter Langner  
Kattjahren 8  
22359 Hamburg

Tel. +49 (40) 60 55 94 01  
Fax. +49 (40) 60 55 94 00  
Mobil +49 (151) 12 21 48 67  
Web [www.adventas.de](http://www.adventas.de)  
E-Mail [Peter.Langner@adventas.de](mailto:Peter.Langner@adventas.de)